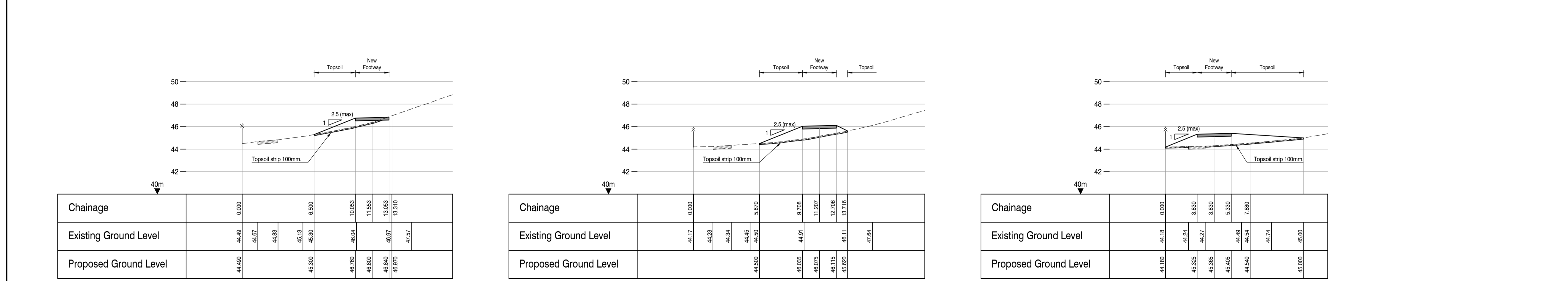


**NOTES**

GENERAL:

- All levels are in metres and refer to the station points shown on the survey drawing.
- All dimensions are in millimeters unless stated otherwise.
- Do not scale from this drawing use figured dimensions only.
- All drawings to be checked prior to construction or manufacture. Any discrepancies to be reported to the Engineer immediately.
- This drawing shall be used solely for its intended purpose as described in the drawing title.



CROSS SECTION 1 - 1 (Chainage 15m)

CROSS SECTION 2 - 2 (Chainage 30m)

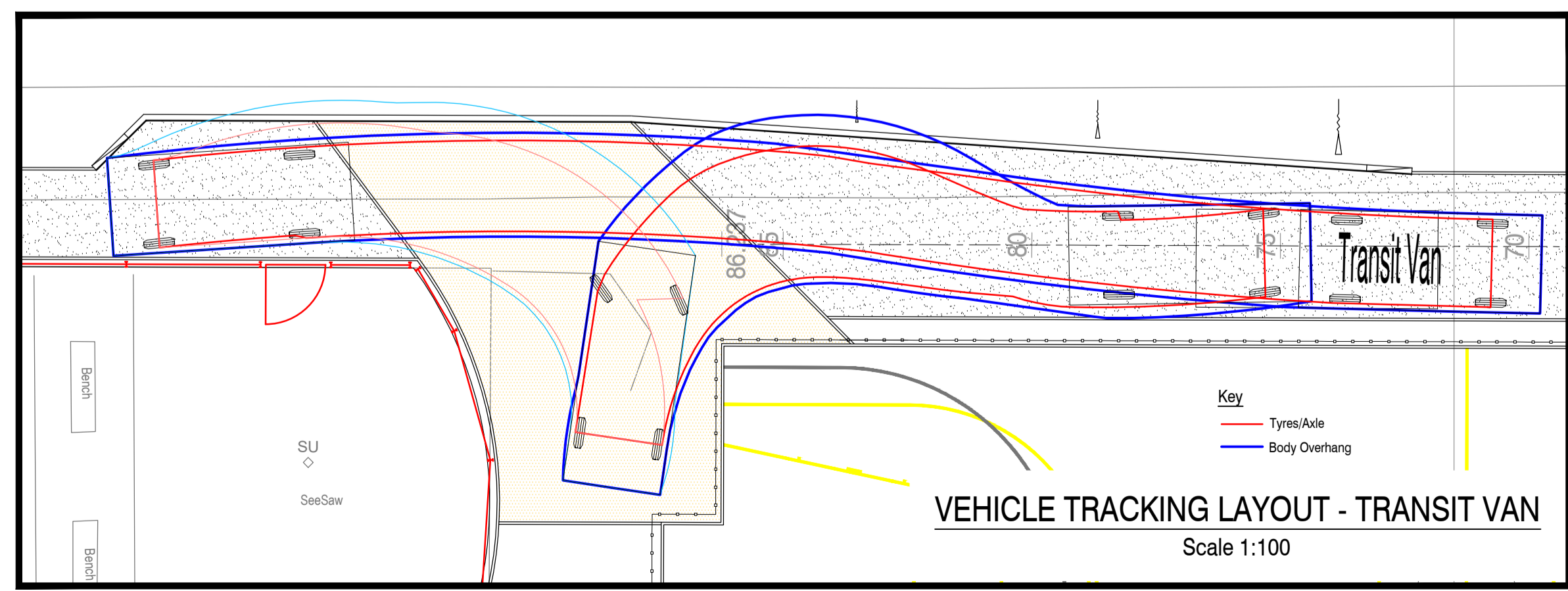
CROSS SECTION 3 - 3 (Chainage 45m)

Chainage	0.000	6.500	10.053	11.953	13.053	13.310
Existing Ground Level	44.49	44.67	44.83	45.13	45.30	45.37
Proposed Ground Level	44.490	44.690	44.840	45.140	45.310	45.380

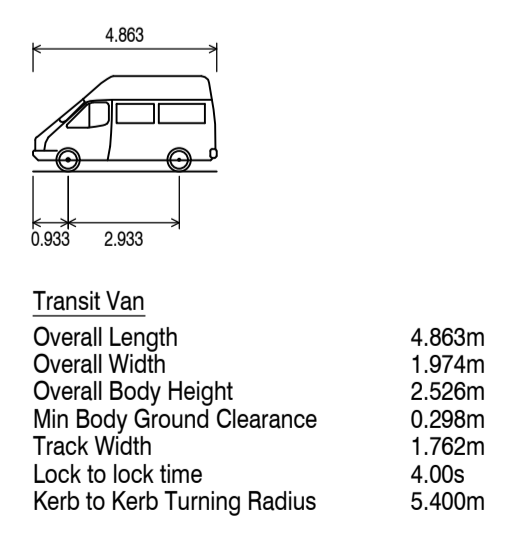
Chainage	0.000	5.970	9.708	11.207	12.708	13.716
Existing Ground Level	44.17	44.23	44.34	44.45	44.50	44.64
Proposed Ground Level	44.170	44.230	44.340	44.450	44.500	44.640

Chainage	0.000	3.830	5.330	6.330	7.860	8.000
Existing Ground Level	44.18	44.24	44.27	44.40	44.54	44.74
Proposed Ground Level	44.180	44.240	44.270	44.400	44.540	44.740

Rev.	Description	Drawn	Date
T1	Proposed gully deleted. Note added to Type A kerbing.	S.A.M.	10.Nov.17
T0	Tender Issue. Kerbline added to turning area and positive drainage added. Soakaways omitted. Extent of french drain amended. Handrail omitted.	S.A.M.	03.Nov.17



**NOTE.**  
To achieve the tracking shown 'Turn On The Spot' has been utilised, this allows for the vehicles front wheels to be turned while in a stationary position at the end of each forward/reverse leg of the tracking.



VEHICLE DETAILS

**BRADLEY ASSOCIATES**  
Consulting Civil and Structural Engineers  
29-31 Cardiff Road, Taffs Well, Cardiff, CF15 7RB  
Tel: (029) 2081 3514 Fax: (029) 2081 3621

CLIENT: VALE of GLAMORGAN

PROJECT: PAGET ROAD, PENARTH SECTION 106 PLAY AREA IMPROVEMENTS SCHEME 2: 2017

DRAWING: PLAN AND SECTION ON PROPOSALS SHEET 2 OF 2

Drawn	S.A.M.	Checked	P.B.	Date	JUN 17	Scale	1:200
Drawing Size	A1	Job No.	15877	Drawing No.	04	Rev.	T1

DRAWING STATUS: P = PRELIMINARY T = TENDER C = CONSTRUCTION  
COPYRIGHT: THIS DRAWING MAY NOT BE REPRODUCED OR COPIED.